



RESIDENTIAL GAS-FIRED WATER HEATERS  
**POWER VENT  
(PVI/PV2)**

| 40 | 50 | 60 | U.S. GALLONS



Proudly  
Canadian

**Giant®**  
Enhancing everyday living

**FVIR TECHNOLOGY**

All residential gas-fired water heaters built with FVIR technology meet the latest edition of the North American Standards ANSI Z21.10.1/CSA 4.1. They are specially designed to prevent the ignition of flammable vapours such as aerosol sprays, cleaning solvents, gasoline, paints, paint thinner, and thinner lacker, outside of the water heater.

**PV1 Models**

Maximum equivalent length	
3 inch (7.6 cm) vent	50 feet (15.2 m)
4 inch (10.2 cm) vent	180 feet (54.9 m)

**PV2 Models**

Maximum equivalent length	
2 inch (5.1 cm) vent	50 feet (15.2 m)
3 inch (7.6 cm) vent	140 feet (42.7 m)





# BENEFITS

## 1 - INTELLI-VENT™ GAS CONTROL VALVE

A state-of-the-art tamper resistant and self-diagnosing electronic gas control valve is installed for more precise water temperature control and easy troubleshooting.

- Integrated ON/OFF switch.
- Detailed fault history.
- Protective PVC tubing over the ignition wires.
- Serviceable single circuit board.

## 2 - SILICON NITRIDE IGNITOR

Improves efficiency by eliminating the energy used by a standing pilot. The operating life of the ignitor is extended using the gas control's Intelli-Ignition™ technology.

## 3 - HIGH EFFICIENCY BURNER

Environmentally friendly. More efficient combustion resulting in a reduction of air pollution.

## 4 - SIGHT GLASS

Provides easy viewing into the combustion chamber to verify the operation of the ignitor and the burner.

## 5 - HIGH LIMIT TEMPERATURE CUT-OFF SWITCH

In the event of an over-temperature condition, the thermostat will disengage the power from the system.

## 6 - ROLL-AROUND BASE

Provides easy handling for installer without damaging the floor during installation.

## 7 - FLAMMABLE VAPOUR SENSOR

Detects the presence of flammable vapours and shuts down the water heater.

## 8 - BLADE-TYPE BAFFLE

Provides a higher efficiency than regular baffles.

## 9 - GLASS-LINED INNER TANK

A uniquely formulated blue cobalt glass enriched with zircon is fused to specially treated steel at 1,600°F (871°C) to provide the best coating available against corrosion for many years. The tank is certified at a test pressure of 300 PSI (2,068 kPa) and a working pressure of 150 PSI (1,034 kPa).

## 10 - HIGH QUALITY MAGNESIUM ANODE

Provides excellent protection against the corrosive effects of water and extends tank life.

## 11 - 3/4" NPT-F SIDE TAPPINGS\*

For combination heating applications.

## 12 - FACTORY INSTALLED 3/4" NPT DI-ELECTRIC NIPPLES

Extend the life of the water heater by providing excellent corrosion protection.

## 13 - NEW POWERFUL BLOWER ASSEMBLY

No chimney required, simply vent through the roof or an exterior wall. For ease of installation, the power venter is equipped with a ten (10) foot (3 m) electrical cord. In the event of an overtemperature condition, the thermostat will disengage the power from the system.

## 14 - FACTORY INSTALLED T&P RELIEF VALVE

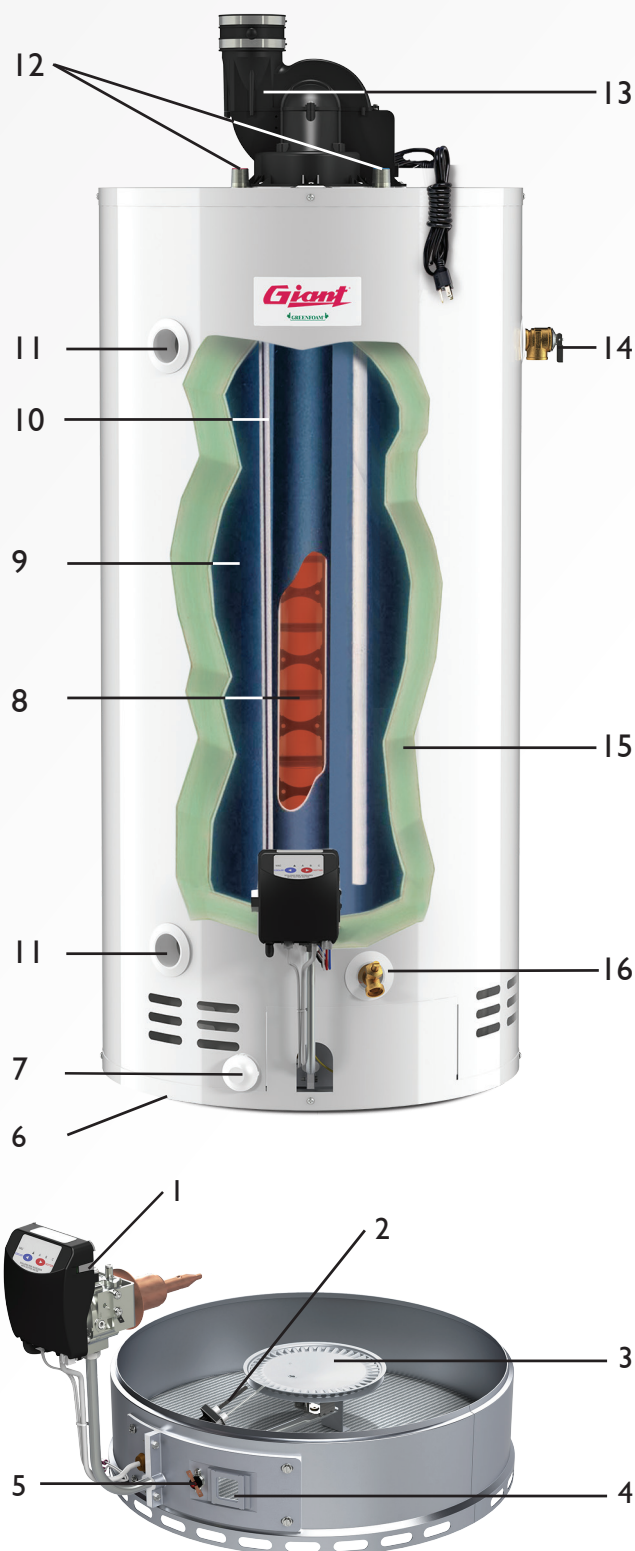
Protects the tank from the damaging effects of excessive temperature and pressure.

## 15 - INSULATION

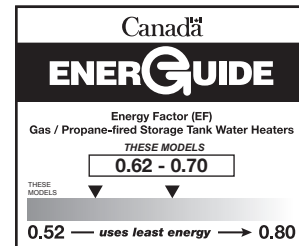
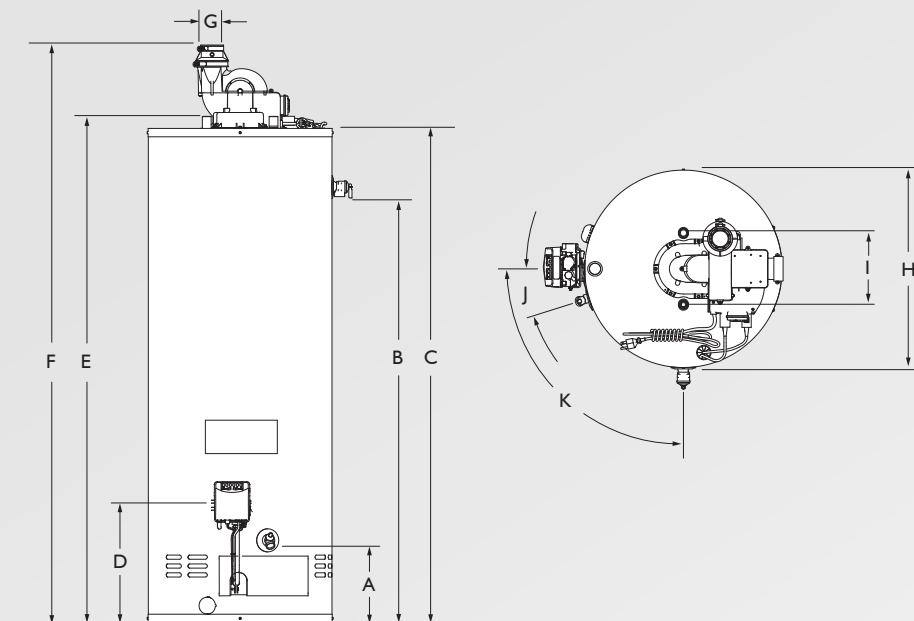
A thick uniform blanket of **GREENFOAM** eco-friendly insulation keeps the water hotter for longer periods, reduces standby losses and energy costs. **GREENFOAM** contains no HCFC's (hydrochlorofluorocarbons), CFC's (chlorofluorocarbons) nor VOC's (volatile organic compounds).

## 16 - DRAIN VALVE

A high quality and tamper resistant one-piece brass drain valve is installed for easy drainage.



\*Applicable on models UG50-62LFPV1-N2U and UG50-58LFPV1-P2U.



## SPECIFICATIONS

Models	Storage Capacity			Input BTU	Recovery 90°F/50°C			E.F. Number	Estimated ship. weight	
	U.S. (gal.)	Litre	Imp. (gal.)		U.S. (gal.)	Litre	Imp. (gal.)		lb	(kg)
Natural Gas										
UG40-40LFPV2-N1U	40	151	33	40,000	41.5	157.0	34.5	0.63	147	(67)
UG40-40LFPV2-N2U	40	151	33	40,000	42.0	159.0	35.0	0.67	147	(67)
UG50-40LFPV2-N1U	50	189	42	40,000	41.5	157.0	34.5	0.62	166	(75)
UG50-40LFPV2-N2U	50	189	42	40,000	42.0	159.0	35.0	0.67	166	(75)
UG50-62LFPV1-N2U*	50	189	42	62,000	68.5	259.2	57.0	0.70	200	(91)
UG60-40MFPV2-N2U	60	227	50	40,000	42.0	159.0	35.0	0.67	205	(93)
Propane Gas										
UG40-38LFPV2-P1U	40	151	33	38,000	40.4	153.1	33.7	0.64	147	(67)
UG40-38LFPV2-P2U	40	151	33	38,000	40.4	153.1	33.7	0.67	147	(67)
UG50-38LFPV2-P1U	50	189	42	38,000	40.4	153.1	33.7	0.63	166	(75)
UG50-38LFPV2-P2U	50	189	42	38,000	40.9	155.0	34.1	0.67	166	(75)
UG50-58LFPV1-P2U*	50	189	42	58,000	64.1	242.6	53.4	0.70	200	(91)
UG60-38MFPV2-P2U	60	227	50	38,000	40.9	155.0	34.1	0.67	205	(93)

## DIMENSIONS inches (cm)

Models	A		B		C		D		E		F		G		H		I	J	K			
	inches	(cm)	inches	(cm)	inches	(cm)	inches	(cm)	inches	(cm)	inches	(cm)	inches	(cm)	1U**	2U**						
All UG40	7 1/4	(18)	40 1/8	(102)	48 3/8	(123)	12 1/8	(31)	49 7/8	(127)	58 1/2	(149)	2-3	(5-7.6)	20 1/2	(52)	22	(56)	8	(20)	17.4°	90.0°
All UG50	7 1/4	(18)	40 3/16	(102)	48 3/8	(123)	12 1/8	(31)	49 7/8	(127)	58 1/2	(149)	2-3	(5-7.6)	22 1/2	(57)	23 1/2	(60)	8	(20)	15.6°	90.0°
All UG50-62/UG50-58	7 1/8	(18)	41	(104)	50 7/8	(129)	12 3/8	(31)	52	(132)	60 3/4	(154)	3-4	(7.6-10.2)	24	(61)	—	—	8	(20)	15.6°	90.0°
All UG60	7 1/8	(18)	48	(122)	56 1/2	(144)	12	(31)	57 7/8	(147)	66 5/8	(169)	2-3	(5-7.6)	23 1/2	(60)	—	—	8	(20)	15.6°	90.0°

\*Available with heating side tappings.

\*\*N1 & P1 = 1 1/4" insulation; N2 & P2 = 2" insulation

All models are suitable for potable water and space heating applications.

Toxic chemicals, such as those used for boiler treatment, must NEVER be introduced into this system.

This unit must NEVER be connected to any existing heating system or component(s) previously used with a non-potable water heating appliance.

All models are certified for normal and high altitude applications.

For more specific details, consult the owner's manual provided with each water heater.



Giant offers a SIX (6)\* year limited warranty against inner tank leakage from the date of installation. SIX (6)\* year limited warranty on component parts. For more specific warranty details including exceptions, consult the owner's manual provided with each water heater.

\*When installed by a professional.

In accordance with our company policy of on-going product improvement, Giant Factories Inc. reserves the right to make changes without prior notice.



A family company  
since 1945.

40 Lesage Avenue, Montréal-East, Québec, H1B 5H3 CANADA

Telephone: 514 645-8893 • Toll free: 1 800 363-9354

General fax: 514 640-0969

Customer Service fax: 514 645-8413

[www.giantinc.com](http://www.giantinc.com)